



BAHIA

Easy mowing

Under BAHIA's stylish smooth lines and classic elegance is an advanced cutting system which produces superb results. With BAHIA, mowing is transformed into a pleasurable experience.



In a class of its own

Finger tip control

From the moment you sit on BAHIA, you will know it is the mower for you. "Through step" makes getting on and off easy. From the comfortable suspension seat, all controls are at your fingertips. Operation is simple – just turn the ignition key; set the cutting height; flip the cutter switch and press the foot pedal when you are ready to mow. Excellent all-round visibility allows you to drive with total confidence – you can cut and collect in reverse as well.

Emptying the grassbox

When the large 240 litre grass collector is full, a buzzer will sound – you don't even have to leave the driving seat to empty it.

Cleaning

A hose point makes it easy to clean underneath the deck.

Narrow design allows BAHIA to go through most gateways and close to walls and hedges - variable speed puts you in total control.

Efficient

The compact 80cm BAHIA is ideal for small or awkward areas of grass. Smooth hydrostatic drive, plus a tight turning circle make it extremely manoeuvrable, especially when cutting around flowerbeds, shrubberies, trees and garden furniture.

Collecting

ETESIA's design brief was to produce a quiet ride-on with exceptional cutting and collecting capabilities. BAHIA's unique anti-clog "through cut" design with direct rear ejection has resulted in a mower that will cut and collect both long and short grass – even in the pouring rain! When it comes to tidying up – BAHIA is perfect for clearing leaves and litter.

Cutting in long grass

For meadows, long grass or sites where collection is not required, the base of the grass collector is removed. An optional side deflector (MD 80 E) is also available.

Bahia as a mulching mower

An optional mulching kit (MU 80) quickly and efficiently recycles clippings into fine particles before returning them to the lawn to decompose naturally.

Safe and sound

Low centre of gravity and even weight distribution provides excellent stability and performance on gentle slopes. An electromagnetic blade brake stops the cutter rotating within 5 seconds.

Cutting Heights

Central lever adjustment with 5 positions from 12.5 mm to 102 mm

Built for long life

Sturdy and strong

The specially coated 60 mm tubular chassis is designed for strength and long-life

Drive system

Quality built for long-life and for low maintenance, BAHIA has easy access to the engine and all working parts. The hydrostatic transmission system is maintenance-free. The drive transmission is done by direct belt. The electromagnetic blade clutch is controlled by self adjustable belt with constant tension.

Engine Choice

3 engines are available for the BAHIA
 - Engine BRIGGS & STRATTON 13hp of 465 cm³ (Model MBHE),
 - Engine HONDA 13hp OHV of 390 cm³ (Model MHHE),
 - Engine KAWASAKI 14 hp OHV of 423 cm³ (Model MKHE).

> Models and accessories

MBHE

Ride-on mower single blade 80 cm cutting width. With blade clutch hydrostatic transmission. Engine 4-stroke BRIGGS & STRATTON Diamond 465 cm³ - 13 hp (3600 RPM). Fuel : Super leaded or unleaded.

MHHE

Ride-on mower 80 cm cutting width. With blade clutch and hydrostatic transmission. Engine 4-stroke HONDA GXV 390 390 cm³ - 13 hp (3600 RPM). Fuel : Super leaded or unleaded.

MKHE

Ride-on mower single blade 80 cm cutting width. With blade clutch and hydrostatic transmission. Engine 4-stroke KAWASAKI FC 420 V 423 cm³ - 14 hp (3600 RPM). Fuel : Super leaded or unleaded.

MU80

Mulching kit

MD80E


Side-discharge deflector

MV80


Snow blade

MR80E


Towing kit



HYDROSTATIC TRANSMISSION



LEAFS COLLECTION



EASY WATERPIPE CLEANING



SNOW BLADE (OPTION)