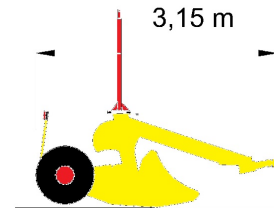


J10M/30

Application areas: agriculture



Overall length

Type: leveler

Min. required power: 40 HP

Max required power: 100 HP

Overall length: 3,15 m

Overall width: 3,00 m

Working width: 3,00 m

Maneuver width: 3,00 m

Work wheel track: 2,50 m

Maneuver wheel track: 2,50 m

Wheels height: 0,71 m

Blade height: 0,65 m

Coupling hook high: 0,40 m

Estimated weight: 840 kg

Frame design: single frame

Opening blade system: fix

Folding blade: no

Extensible blade: no

Opening axles system: fix

Extensible axles: no

Oil filter: cartridge

Rocker arm (wheels): n° 2 stabilising wheels

Slope of the blade: manual

Lights system: optional

Receiver mast: n° 1 manual extensible

Earth volume per run: 1,70 m³

Finishing speed (km/h): 4 km/h

Transport distance (m): 50 m

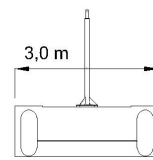
Laser system: hydraulic independent

Ready for laser system: yes

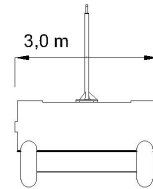
Ready for GPS system: yes

Laser system precision on 450 m: ± 2 mm

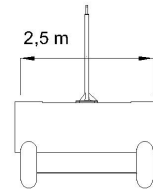
GPS system precision on 5 km: ± 2 cm



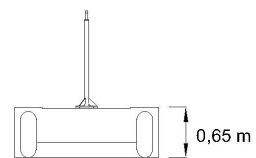
Working width



Maneuver width



Work wheel track



Blade height