



The Pfanzelt forestry trailer range - a class of its own - offers a complete line-up suitable for all applications. The **first and only forestry trailer with the KWF Gebrauchswert badge, 8 to 15 tons payload** and a **loadingcrane line from 5,5 to 10 m range with single oder dual telescope**. Based on its long experience in forestry equipment design, Pfanzelt places great value on first-rate operability, heavy-duty quality and high safety standards.

- Easy to tow in terrain
- Frame construction featuring central beam (200x200x10 mm) made of fine-grained steel

- Flexible: loading area can be extended to accommodate various cut timber and tree lengths
- Optimum: weight distribution can be adjusted by moving the bolster and axle on the central beam
- Agile: wheel drive for powerful thrust (approx. 3020 kg), pressure roller exerts high pressure on the wheel tread, pressure roller has bearings inside and outside
- Safety: lighting integrated in frame, four-wheel compressed air braking system with ABE certification from the German Road Safety Dept. for trips with loads up to 15 t and 40 km/h

The innovation in the Pfanzelt-winch line. A professional gear-winch for forest farmers and semi-professional business, which runs quietly, pulls powerful and brakes fail-safe. The new **91 S-line winches** are achieving these requirements. The handling and the function are leaving nothing to be desired owing to **the worm gear in the oil bath, sinterdisc-coupler and -brake** as well as the serial radio control.

**2 Models with 5,5 and 7,2 tons pulling power** (complete package **with radio control and cable**)

The forestry trailer 9242 S-line, with 9,2 tons carrying capacity is, like the 91 S-line winch, the economic solution for private forest farmers and the firewood business. Whether skidding short wood, the transport of round timber or even firewood, bulk solids and plant clippings with the optional available 3-side-dumper the 9242 S-line forestry trailer runs for you, economic and safe.

- Frame construction from special u-profil steel
- modern and increasingly powerful loading crane with 6,7 m range and 14,1 kNm lifting power
- additional equipment for different application areas: 3-side-dumper, different loading cranes, hydraulic or pneumatic 4-wheel brake, overrun 4-wheel brake

Pfanzelt three-point hitch winches: For commercial and professional forestry applications. Customer demands on professional winches have grown. We meet these demands.

- Ample pulling power of **4-12 tonnes**
- Large drum diameter for exceptional line pull from first to last cable layer (line pull loss only 28%)
- Various drum widths for cables **up to 240 m** maintain consistent line pull
- Safe power transfer via spur and worm drive gearbox immersed in oil bath
- Own hydraulic supply to disc clutch and disc brake control via axial piston pump

- Standard-equipped with special cable distribution, load lowering valve to open the winch brake slowly, and hose pack for the control valve
- mechanical cableguiding-system and cablebrake in series

Optional equipment:

- Pfanzelt cable feed brake (only operates when the cable is pulled onto the drum without tension)
- Various **headboard widths from 1500-2400 mm**
- different mechanical and hydraulic cableguiding-systems; cable-output system

**KWF and FPA-approved top technology from Pfanzelt**

The Pfanzelt vehiclewinch-line offers first-class solutions for different areas of application in lifting and pulling of loads up to 450 kN (45 tons).

Typical Application areas in favor of Pfanzelt vehiclewinches are:

- rescue vehicles
- military vehicles
- fire-fighting vehicles
- tool and gear wagons
- trucks for building and landscaping works
- oil field vehicles
- special purpose vehicles

**Pfanzelt Modul-line**

- **lifting and pulling power of 30 - 450 KN**
- as far as possible low maintenance and low wear
- different hydraulic-oil-motors for optimal drive
- Fast-moving-out during unencumbered cable
- different cableguiding and cablebrake systems
- complete mount and integration systems for different vehicles
- **cable-output systems**
- electronic pulling power control
- **radio-control systems**



### Location Allgäu

The idea smith from the Allgäu is the right partner for innovation, profitability and safety in the forest. Customer requests and suggestions, as well as our own continuous testing, flow into the further development of our products. Today we can proudly say that we offer the most extensive forestry equipment range of any German manufacturer.



### Quality from the very start

The term quality accompanies Pfanzelt products from the "cradle" to the customer. In addition to tried and tested components from suppliers, almost all parts are designed, tested, manufactured, assembled and painted in our own company works.

### State of the art machines for innovative products

Innovative products require innovative machines. In addition to 3D CAD workplaces for design, there are also CNC boring machines and CNC lathes at work in the manufacturing facilities at Pfanzelt.

### Overnight spare parts delivery

In case they are needed, our spare parts service delivers parts overnight

### Innovation since 1991

**1991** The Pfanzelt Maschinenbau GmbH is founded. PM geared winches for three-point hitch, receiver hitch and permanent mounting on tractor, winch units installed in forestry specialty machines

**1995** Production of the Bavaria three-point hitch winch begins

**1996** Production of the PM forestry trailer begins

**1997** Manufacturing facilities are expanded

**1998** Concept study of the Felix forwarder is presented at the Interforst Trade Fair

**2001/02** Felix140 K and V, and the PM loader are launched and production begins

**2003** Manufacturing facilities are expanded; PM recovery winch 023 is launched


**2004** The forwarder range is expanded to 180 HP with the Felix 145 model

**2005** Presentation and production Pm Trac


**2006** Presentation and production "Felix" 180 6-WD Production Pm loading-crane line 51 Presentation Pm Professional forestry trailer 1590 4-WD

**2007** Enlargement of the Pm loading-crane line New forestry trailer line from 9 to 15 tons

**2008** Enlargement of the PM hitchwinch programm with the 91 S-Line in the range from 5 to 7 tons



*All information and images are non-binding. We reserve the right to make changes based on technical advancements.*

 Agricultural, forestry, municipal and specialty machines  
87675 Rettenbach / Allgäu • Frankau 37  
Tel. +49 (0) 88 60 / 92 170 • Fax +49 (0) 88 60 / 92 17 17  
[www.pfanzelt-maschinenbau.de](http://www.pfanzelt-maschinenbau.de)



Felix has been in operation in European forests since its introduction in 2001. This success has spurred us on to continue its development, **to make work in the forest easier, safer and more economical for you.** The Felix forestry tractor and forwarder program now includes 5 models (2 models with **4 wheels** and 3 with **6 wheels**), each with 180 HP.

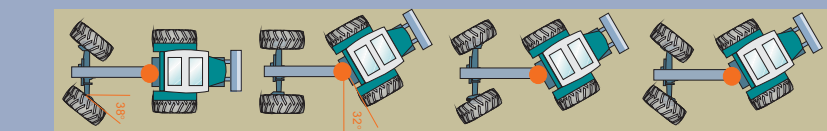
**Felix „K“ compact:** Application as skidder for cable work and skidding long timber

**Felix „V“ variable:** Application as all-in-one machine for cable work, as well as skidding long timber and hauling short timber

**Felix „F“ fixed:** Application as forwarder for hauling short timber, as well as skidding long timber



- Fast and powerful, with 40 km/h top speed, 140 and 180 HP
- Extremely manoeuvrable thanks to combined articulated and Ackermann steering
- A premium workplace, pneumatic cab suspension, operator platform can be turned
- Automatic tilt hydraulics for loading area and crane



Agricultural and forestry businesses and contractors demand versatility from today's vehicles. Besides agricultural operations, the main vehicle must also be suitable for other applications such as logging operations with a loader and forestry trailer, mowing for road maintenance, or landscaping work. The answer: Pm Trac – an impressive concept

- **Centrally located cab** for excellent all-round vision and spaciousness
- **Operator stand which can be swivelled around electrically for specialty operations (220°)**
- **Pfanzelt mounting bracket** with carrier frame and integrated rear power lift with EPC

- **4 mounting areas for heavy equipment**, such as frontloader, loading or logging crane, mowing beam
- **6-cylinder SISU engine** in two versions (**160, 196 HP**)
- **Stepless drive (S-matic from ZF)**
- **Engine-transmission management system** that automatically recognizes different driving strategies and ensures optimum utilization of power
- **Front axle suspension and cab with air suspension** ensures high degree of driving comfort

The PM-Trac can be used for agricultural operations without reservation, but is a specialty machine for forestry, municipal and landscaping applications.